


Welcome

 Qira

Signing Up with Qira

1

Download the "**Qira**" app via your app store (<http://bit.ly/Rentigo>) or go to the Website: app.qira.com



2

Select "Sign Up" and enter the email registered with your property manager and a password of your choosing (please include numbers and symbols)

3

Verify the phone number you have registered with your property manager

4

Check your email for the verification email and select "Verify Email"

Thank you for signing up.

Please verify your email address by clicking the following link

(You can do so within the next 24 hours):

[Verify Email](#)

If you have any questions about Qira or need further assistance, please contact support@qira.com or call us at [18884975499](tel:18884975499).

You're receiving this email because you recently created a new Qira account or added a new email address. If this wasn't you, please ignore this email.

If unsure of your registered email and/or phone number, verify with your property manager before sign up



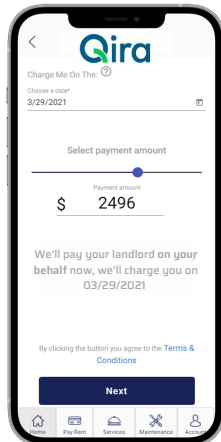
**For Assistance,
please contact support:**

Phone: 888-497-5499
Email: Support@qira.com
Or via live chat through your Qira App

HOW TO MAKE PAYMENTS

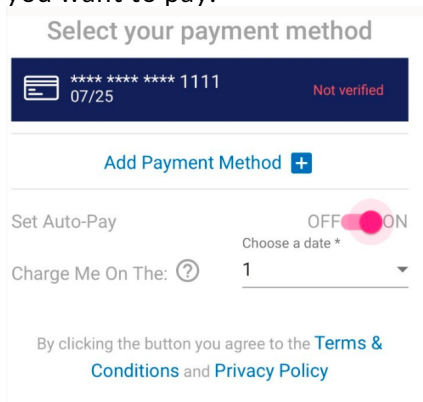
1

On the payment page, you can view your current balance (which is uploaded directly by your property manager)



2

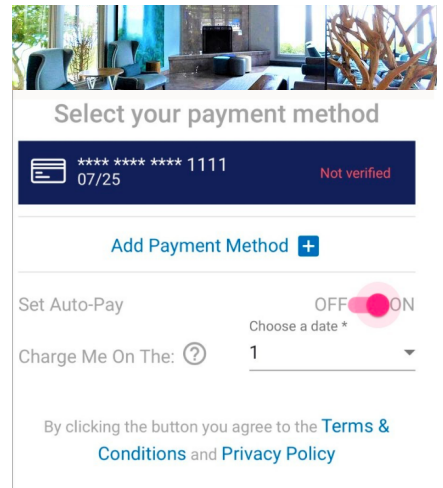
If you want to pay your full balance, do not click anything and continue scrolling down. If you want to pay a custom amount (different than your balance), select "Pay Custom Amount" and enter the amount you want to pay.



3

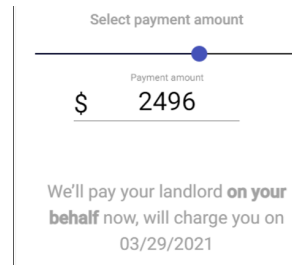
Scroll down, select the payment method you wish to use and enter the details. Remember that you have 3 options:

ACH (e-Check), Credit Card or Debit Card.



4

The "Total Due" is the amount of your payment.



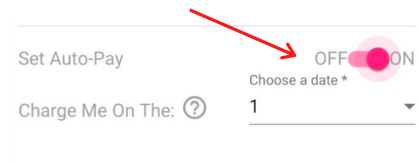
5

AUTOPAY OPTION:

To turn autopay on, toggle the "Activate auto payment" button. You have the option to select which day the autopay will run.

If you select to turn autopay on, your first payment will be made on the next date that you select. Autopay runs at approximately 11am ET. If you do not turn autopay on, you will be submitting a payment now.

If you toggle the "Custom Amount" option, autopay will charge the custom amount that you specify. If you do not toggle this option, autopay will charge your open balance on that day.



For Assistance,
please contact support:

Phone: 888-497-5499
Email: Support@qira.com
Or via live chat through your Qira App